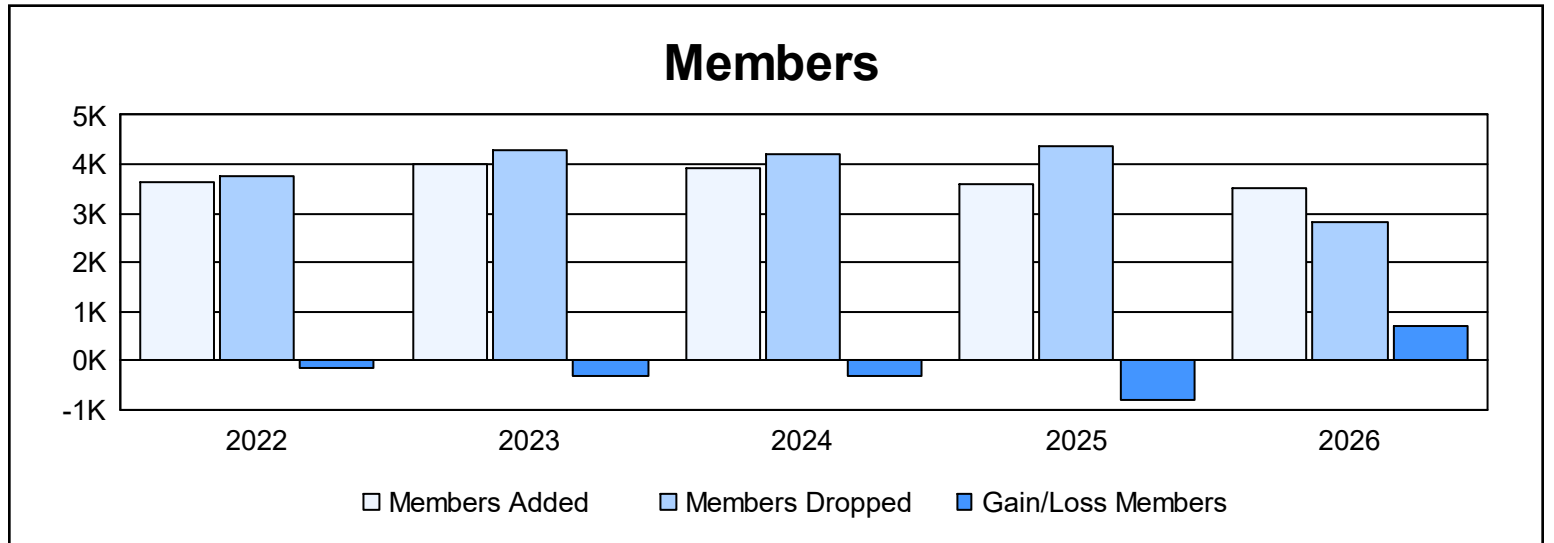
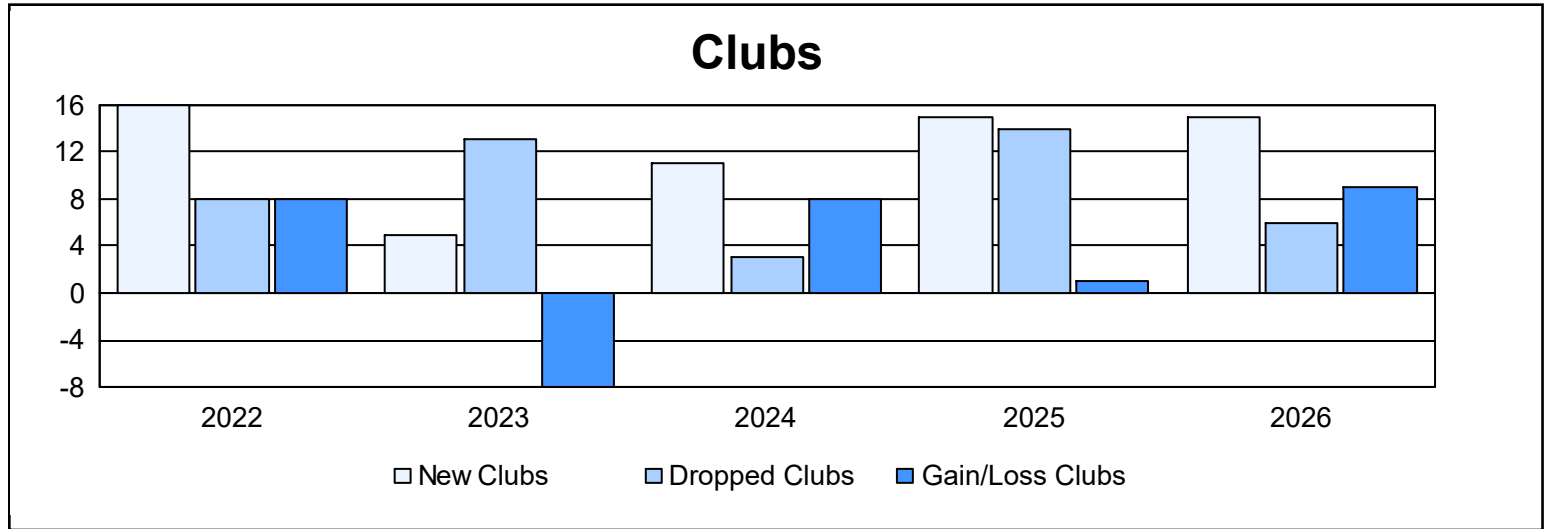
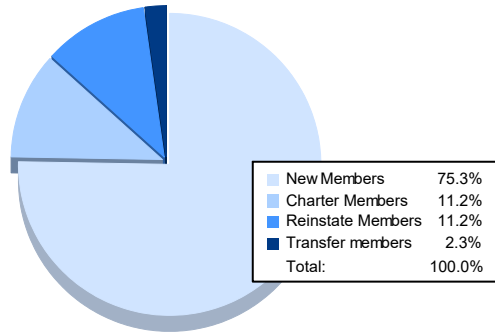


Year	New Clubs	Dropped Clubs	Gain/ Loss Clubs	New Members	Charter Members	Reinstate Members	Transfer Members	Total Member Added	Total Members Dropped	Gain/ Loss Members
2021-2022	16	8	8	2,928	533	101	56	3,618	3,770	-152
2022-2023	5	13	-8	3,587	196	133	68	3,984	4,301	-317
2023-2024	11	3	8	3,348	376	141	56	3,921	4,219	-298
2024-2025	15	14	1	2,908	390	224	69	3,591	4,384	-793
2025-2026	15	6	9	2,653	395	394	80	3,522	2,830	692
Average	12	9	4	3,085	378	199	66	3,727	3,901	-174



Membership Composition May 2026 Cumulative



Gender Composition May 2026 Cumulative

